

## Lesson plan – 6. Adding the 7ths

Lesson objectives	Adding the 7ths
Activity A	Play through the minor 7 spelling (D minor7)
Activity B	Play through the dominant 7 spelling (concert Bb7)
Activity C	Play through the minor ii v spelling (concert Em7(b5) A7(b9))
Activity D	Play through the short minor ii v spelling (concert Em7(b5) A7(b9))
Activity E	Play through the short major ii v spelling (concert Cm7 F7)
Activity F	Play through the 1 6 2 5 spelling (concert Bb6 Gm7 Cm7 F7)
Activity G	Play through the Major 6 spelling (concert Bb6)
Activity H	Play through the backing track adding each chord type as you gain more confidence (as per the video)

### How to make great progress!

There are of course many different ways to play the changes of these chord changes, you don't always have to start on the root!


As you gain familiarity with the chord changes, experiment (improvise) your own way of getting through the changes.

Of course you can do what I have done and write out your own spelling for each chord change too!

# BERNIE'S TUNE - LESSON 6

BASS CLEF

**D<sup>MIN7</sup>**




**B<sup>b7</sup>**




**E<sup>MIN7(b5)</sup>** **A<sup>7(b9)</sup>**



**E<sup>MIN7(b5)</sup>** **A<sup>7(b9)</sup>**



**C<sup>MIN7</sup>** **F<sup>7</sup>**



**B<sup>b6</sup>** **G<sup>MIN7</sup>** **C<sup>MIN7</sup>** **F<sup>7</sup>**



**B<sup>b6</sup>**



11

# BERNIE'S TUNE - LESSON 6

BASS CLEF

**D<sup>MIN7</sup>** **B<sup>b7</sup>**

**E<sup>MIN7(b5)</sup>** **A<sup>7(b9)</sup>** **D<sup>MIN7</sup>** **E<sup>MIN7(b5)</sup>** **A<sup>7(b9)</sup>**

**D<sup>MIN7</sup>** **B<sup>b7</sup>**

**E<sup>MIN7(b5)</sup>** **A<sup>7(b9)</sup>** **D<sup>MIN7</sup>** **C<sup>MIN7</sup>** **F<sup>7</sup>**

**B<sup>b6</sup>** **G<sup>MIN7</sup>** **C<sup>MIN7</sup>** **F<sup>7</sup>** **B<sup>b6</sup>** **G<sup>MIN7</sup>** **C<sup>MIN7</sup>** **F<sup>7</sup>**

**B<sup>b6</sup>** **G<sup>MIN7</sup>** **C<sup>MIN7</sup>** **F<sup>7</sup>** **B<sup>b6</sup>** **E<sup>MIN7(b5)</sup>** **A<sup>7(b9)</sup>**

**D<sup>MIN7</sup>** **B<sup>b7</sup>**

**E<sup>MIN7(b5)</sup>** **A<sup>7(b9)</sup>** **D<sup>MIN7</sup>** **E<sup>MIN7(b5)</sup>** **A<sup>7(b9)</sup>**

9

25

# BERNIE'S TUNE - LESSON 6

B FLAT

**E MIN<sup>7</sup>**

**C<sup>7</sup>**

**F# MIN<sup>7(b5)</sup>** **B<sup>7(b9)</sup>**

**F# MIN<sup>7(b5)</sup>** **B<sup>7(b9)</sup>**

**D MIN<sup>7</sup>** **G<sup>7</sup>**

**C<sup>6</sup>** **A MIN<sup>7</sup>** **D MIN<sup>7</sup>** **G<sup>7</sup>**

**C<sup>6</sup>**

# BERNIE'S TUNE - LESSON 6

B FLAT

**E MIN<sup>7</sup>** **C<sup>7</sup>**

**F# MIN<sup>7</sup>(b5)** **B 7(b9)** **E MIN<sup>7</sup>** **F# MIN<sup>7</sup>(b5)** **B 7(b9)**

**E MIN<sup>7</sup>** **C<sup>7</sup>**

**F# MIN<sup>7</sup>(b5)** **B 7(b9)** **E MIN<sup>7</sup>** **D MIN<sup>7</sup>** **G<sup>7</sup>**

**C<sup>6</sup>** **A MIN<sup>7</sup>** **D MIN<sup>7</sup>** **G<sup>7</sup>** **C<sup>6</sup>** **A MIN<sup>7</sup>** **D MIN<sup>7</sup>** **G<sup>7</sup>**

**C<sup>6</sup>** **A MIN<sup>7</sup>** **D MIN<sup>7</sup>** **G<sup>7</sup>** **C<sup>6</sup>** **F# MIN<sup>7</sup>(b5)** **B 7(b9)**


**E MIN<sup>7</sup>** **C<sup>7</sup>**

**F# MIN<sup>7</sup>(b5)** **B 7(b9)** **E MIN<sup>7</sup>** **F# MIN<sup>7</sup>(b5)** **B 7(b9)**


# BERNIE'S TUNE - LESSON 6

C

**D<sup>MIN7</sup>**




**B<sup>b7</sup>**




**E<sup>MIN7(b5)</sup>** **A<sup>7(b9)</sup>**



**E<sup>MIN7(b5)</sup>** **A<sup>7(b9)</sup>**




**C<sup>MIN7</sup>** **F<sup>7</sup>**



**B<sup>b6</sup>** **G<sup>MIN7</sup>** **C<sup>MIN7</sup>** **F<sup>7</sup>**



**B<sup>b6</sup>**



11

# BERNIE'S TUNE - LESSON 6

C

**D<sup>MIN7</sup>** **B<sup>b7</sup>**

**E<sup>MIN7(b5)</sup>** **A<sup>7(b9)</sup>** **D<sup>MIN7</sup>** **E<sup>MIN7(b5)</sup>** **A<sup>7(b9)</sup>**

**D<sup>MIN7</sup>** **B<sup>b7</sup>**

**E<sup>MIN7(b5)</sup>** **A<sup>7(b9)</sup>** **D<sup>MIN7</sup>** **C<sup>MIN7</sup>** **F<sup>7</sup>**

**B<sup>b6</sup>** **G<sup>MIN7</sup>** **C<sup>MIN7</sup>** **F<sup>7</sup>** **B<sup>b6</sup>** **G<sup>MIN7</sup>** **C<sup>MIN7</sup>** **F<sup>7</sup>**

**B<sup>b6</sup>** **G<sup>MIN7</sup>** **C<sup>MIN7</sup>** **F<sup>7</sup>** **B<sup>b6</sup>** **E<sup>MIN7(b5)</sup>** **A<sup>7(b9)</sup>**

**D<sup>MIN7</sup>** **B<sup>b7</sup>**

**E<sup>MIN7(b5)</sup>** **A<sup>7(b9)</sup>** **D<sup>MIN7</sup>** **E<sup>MIN7(b5)</sup>** **A<sup>7(b9)</sup>**

25

# BERNIE'S TUNE - LESSON 6

E FLAT

**B<sup>MIN</sup>7**

**G<sup>7</sup>**

**C#<sup>MIN</sup>7(b5)** **F#<sup>7</sup>(b9)**

**C#<sup>MIN</sup>7(b5)** **F#<sup>7</sup>(b9)**

**A<sup>MIN</sup>7** **D<sup>7</sup>**

**G<sup>b</sup>** **E<sup>MIN</sup>7** **A<sup>MIN</sup>7** **D<sup>7</sup>**

**G<sup>b</sup>**

11



# BERNIE'S TUNE - LESSON 6

E FLAT

**B<sub>MIN</sub><sup>7</sup>** **G<sup>7</sup>**

**C#<sub>MIN</sub><sup>7(b5)</sup>** **F#<sup>7(b9)</sup>** **B<sub>MIN</sub><sup>7</sup>** **C#<sub>MIN</sub><sup>7(b5)</sup>** **F#<sup>7(b9)</sup>**

**B<sub>MIN</sub><sup>7</sup>** **G<sup>7</sup>**

**C#<sub>MIN</sub><sup>7(b5)</sup>** **F#<sup>7(b9)</sup>** **B<sub>MIN</sub><sup>7</sup>** **A<sub>MIN</sub><sup>7</sup>** **D<sup>7</sup>**

**G<sup>b</sup>** **E<sub>MIN</sub><sup>7</sup>** **A<sub>MIN</sub><sup>7</sup>** **D<sup>7</sup>** **G<sup>b</sup>** **E<sub>MIN</sub><sup>7</sup>** **A<sub>MIN</sub><sup>7</sup>** **D<sup>7</sup>**

**G<sup>b</sup>** **E<sub>MIN</sub><sup>7</sup>** **A<sub>MIN</sub><sup>7</sup>** **D<sup>7</sup>** **G<sup>b</sup>** **C#<sub>MIN</sub><sup>7(b5)</sup>** **F#<sup>7(b9)</sup>**

**B<sub>MIN</sub><sup>7</sup>** **G<sup>7</sup>**

**C#<sub>MIN</sub><sup>7(b5)</sup>** **F#<sup>7(b9)</sup>** **B<sub>MIN</sub><sup>7</sup>** **C#<sub>MIN</sub><sup>7(b5)</sup>** **F#<sup>7(b9)</sup>**