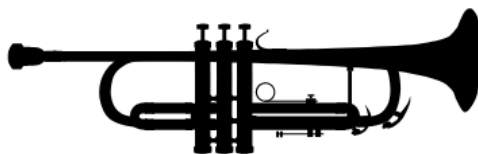


Learn Jazz Trumpet



| Lesson objective | Chord tones or 'Target' notes |
|------------------|--|
| Activity 1 | C7 chord |
| Activity 2 | F7 Chord |
| Activity 3 | G7 chord |
| Activity 4 | C7 chord – Play through it as in the video |
| Activity 5 | F7 Chord – Play through it as in the video |
| Activity 6 | G7 chord – Play through it as in the video |
| Activity 7 | C7 chord – Play through it |
| Activity 8 | F7 Chord – Play through it |
| Activity 9 | G7 chord – Play through it |
| Activity 10 | C7 chord |
| Activity 11 | F7 Chord |
| Activity 12 | G7 chord |
| Activity 13 | 4 beat chord notes – Remember to create your own |
| Activity 14 | 2 beat chord notes – Remember to create your own |
| Activity 15 | Quartet beat chord notes – Remember to create your own |

How to make great progress!

As in ALL the exercises that I have written out. They are just examples, as such, they ARE NOT what I play in the samples in the lesson.

Always try to create your own improvisations. Remember, you can use the 1st, 3rd, 5th or 7th in which ever order you like!

The world is your oyster!!

SIMPLE BLUES

13

C7

C7

C7

C7



F7

F7

C7

C7

23



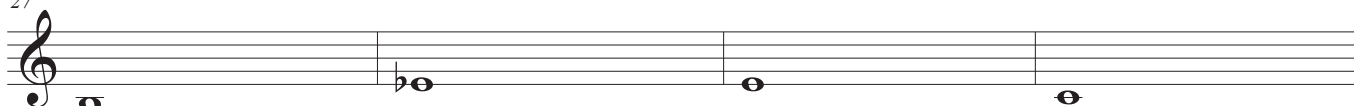
G7

F7

C

C7

27




14

C7

C7

C7

C7




F7

F7

C7

C7

35



G7

F7

C

C7

39



15

C7

C7

C7

C7



F7

F7

C7

C7

47



G7

F7

C

C7

51



SIMPLE BLUES

LEAD SHEET

Darren Lloyd

C7

C7

C7

C7



F7

F7

C7

C7



G7

F7

C

C7

